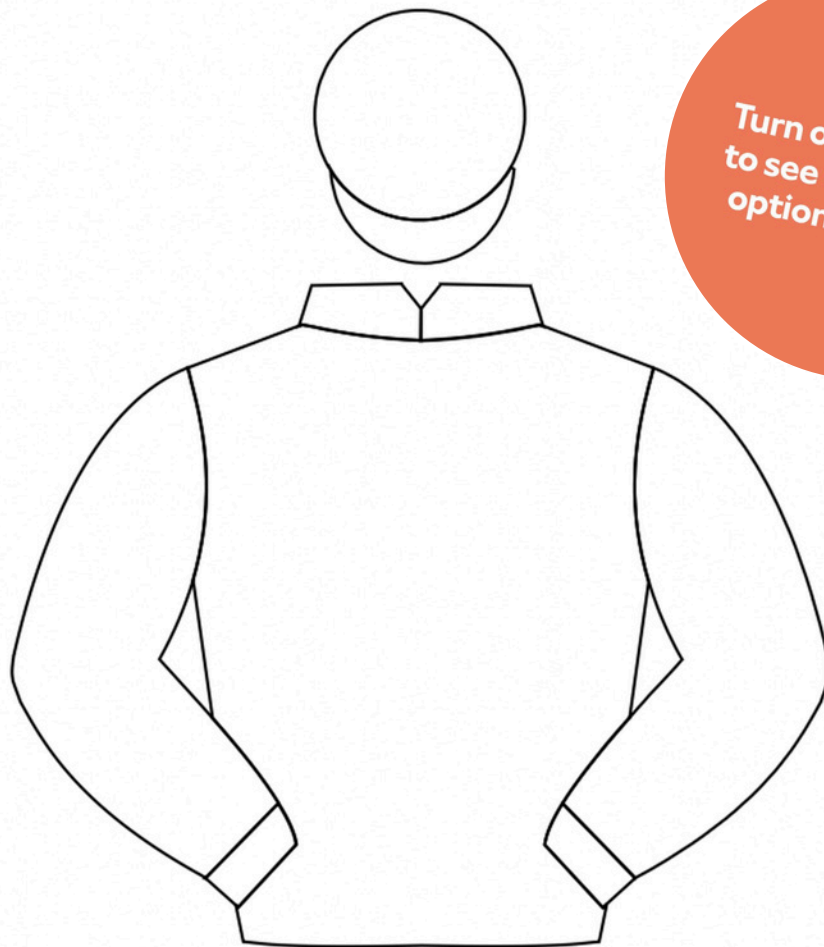


The Road to Racing

Episode 4 Worksheet

Design your own racing silks



Turn over the page
to see what design
options you have

Tell us why you chose this design for your racing silks

Email your colours to hrracingjuniors@hri.ie
to receive an e-certificate

SECTION 2 : COLOURS REGISTRATION

JACKETS - Identical front & back



1 Plain



2 Seams



3 Epaulettes



4 Panel
4" centre stripe



5 Braces
2" vertical stripe



6 Stripes
Alternate 2" vertical stripes



7 Hoop
4" Hoop



8 Hoops
Alternate 2" Hoops



9 Halved



10 Quartered



11 Sash
4" diagonal stripe from left shoulder to right hip



12 Cross Sashes
4" diagonal stripe from each shoulder



13 Chevron



14 Chevrons
Alternate 2" chevrons



15 Check/Squares
1"-1 1/2" squares



16 Diamonds
4" vertical diamonds



17 Spots
2 1/2" in diameter



18 Stars
3" in diameter



19 Cross of Lorraine
10" solid cross



20 Diamond
10" vertical diamond



21 Star
10" solid star



22 Disc
10" solid disc



23 Inverted Triangle



24 Diabolo



25 Large Spots



26 Triple Diamond



27 Hollow Box

SLEEVES



1 Plain



2 Armlet



3 Hooped



4 Striped



5 Chevrons



6 Seams



7 Stars



8 Spots



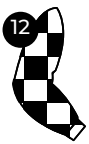
9 Halved



10 Diabolo

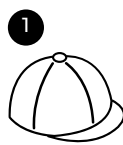


11 Diamonds



12 Check

CAPS



1 Plain



2 Hooped



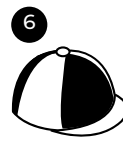
3 Striped



4 Check




5 Spots



6 Quartered



7 Star or Diamond



8 Stars



9 Diamonds

COLOURS